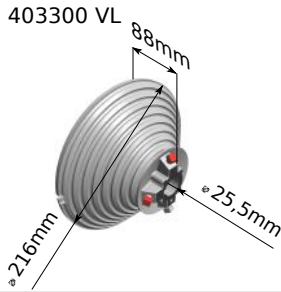
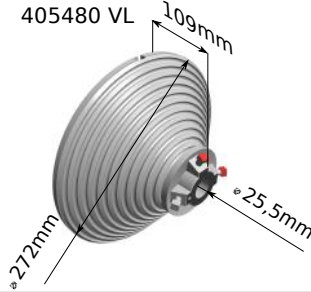
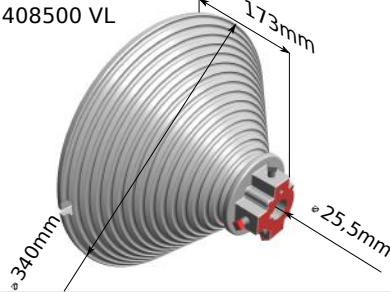





A	$(2*H)+250$ mm
L1	H-250 mm
L2	H
X1	42mm
X2	$X1+(L1/83)$ mm
X3	$X2+(L2/33)$ mm
OH	H + 500mm (403300VL, 405480VL, 408500VL)

	403300 VL	405480 VL	408500 VL
			
no safety winding  bez zwojów bezpieczeństwa	max H 3810mm	max H 6180mm	max H 9130mm
half safety winding  połowa zwoju bezpieczeństwa	max H 3490mm	max H 5760mm	max H 8630mm
two safety windings  dwa zwoje bezpieczeństwa	max H 2550mm	max H 4540mm	max H 7140mm