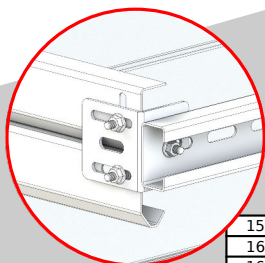


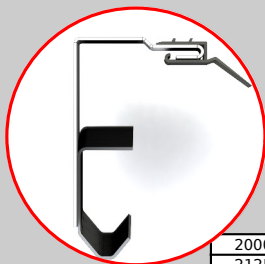
SET OF HORIZONTAL TRACKS

2000	RF200-2000H
2125	RF200-2125H
2250	RF200-2250H
2375	RF200-2375H
2500	RF200-2500H
2750	RF200-2750H
3000	RF200-3000H



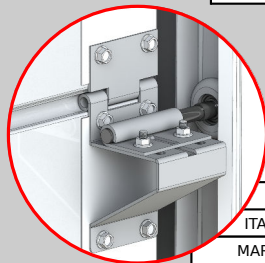
MOUNTING C PROFILE

1515
1648
1650




SET OF VERTICAL TRACKS

2000	RF200/70-2000V
2125	RF200/70-2125V
2250	RF200/70-2250V
2375	RF200/70-2375V
2500	RF200/70-2500V
2750	RF200/70-2750V
3000	RF200/70-3000V




SIDE HINGE

TECSEDO			
METECNO			
ITALPANNELLI			
MARCEGAGLIA	EPCO	THYSSENKRUPP	KINGSPAN
42206040	42206035	42257044	422060408KP
42206040-9016	42206035-9016	42207044-INOX	422060408KP-9016
42206040DBL	42206035DBL		
42206040DBL-9016	42206035DBL-9016		
42207040			
42207040-9016			



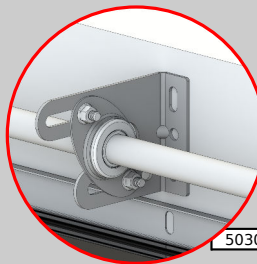
MIDDLE HINGE

TECSEDO			
METECNO			
ITALPANNELLI			
MARCEGAGLIA	EPCO	THYSSENKRUPP	KINGSPAN
42206040M	42206035M	42257044M	422060408KPM
42206040M-9016	42206035M-9016	42207044M-INOX	422060408KPM-9016
42207040M			
42207040M-9016			




SPRING BREAK DEVICE

5255167



SHAFT BRACKET

503004



CLICK

504167



BOTTOM BRACKET

4401
4403
4410




TOP BRACKET

4302
4304
4305



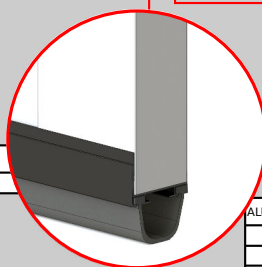
TOP AND SIDE SEAL

34



CONNECTION BRACKET

5630400
5630180
5630380
5630221



BOTTOM SEAL

ALU TOP/BOTTOM PROFILE
2002
2011
2012
2013
2014
2060

SEAL
3102
3103
3104
3105