


RK70-....H



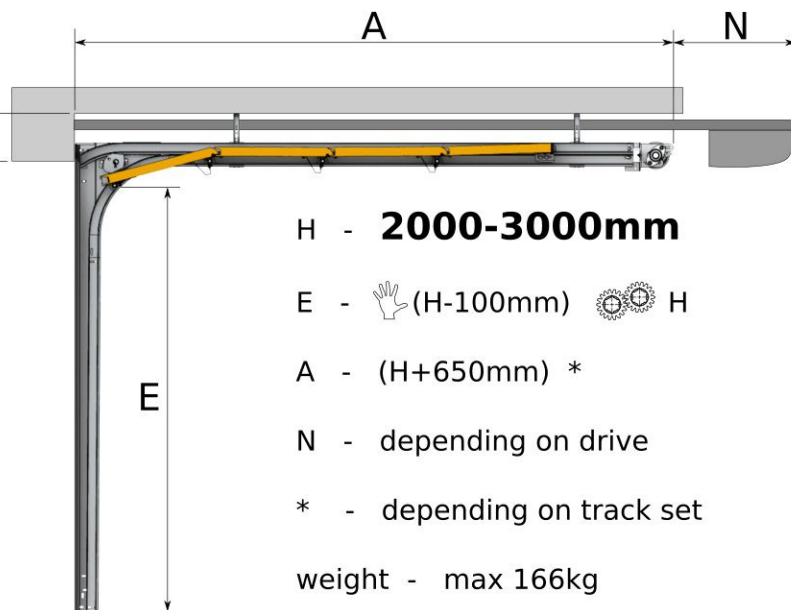
**min
70**

if without drive

if with drive, add rail thickness



H



H - **2000-3000mm**

E - (H-100mm) H

A - (H+650mm) *

N - depending on drive

* - depending on track set

weight - max 166kg

Symbol	H mm
RK70-2000H	2000
RK70-2125H	2125
RK70-2250H	2250
RK70-2375H	2375
RK70-2500H	2500
RK70-2750H	2750
RK70-3000H	3000

RK200/70-....V



1315....

1015....

Symbol	H mm
RK200/70-2000V	2000
RK200/70-2125V	2125
RK200/70-2250V	2250
RK200/70-2375V	2375
RK200/70-2500V	2500
RK200/70-2750V	2750
RK200/70-3000V	3000

RK200/70-....VD




1315....D

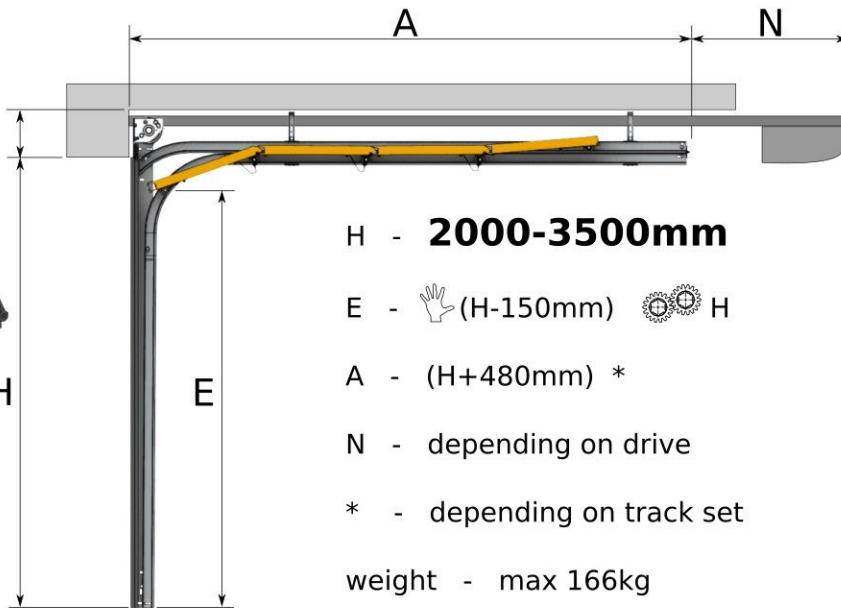
1015....

Symbol	H mm
RK200/70-2000VD	2000
RK200/70-2125VD	2125
RK200/70-2250VD	2250
RK200/70-2375VD	2375
RK200/70-2500VD	2500
RK200/70-2750VD	2750
RK200/70-3000VD	3000

RK200-....H



min
200



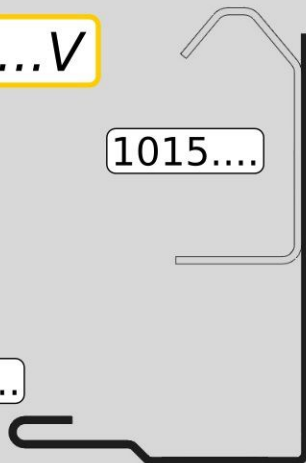
Symbol	H mm
RK200-2000H	2000
RK200-2125H	2125
RK200-2250H	2250
RK200-2375H	2375
RK200-2500H	2500
RK200-2750H	2750
RK200-3000H	3000
RK200-3125H	3125
RK200-3250H	3250
RK200-3375H	3375
RK200-3500H	3500

RK200/70-....V



1015....

1315....



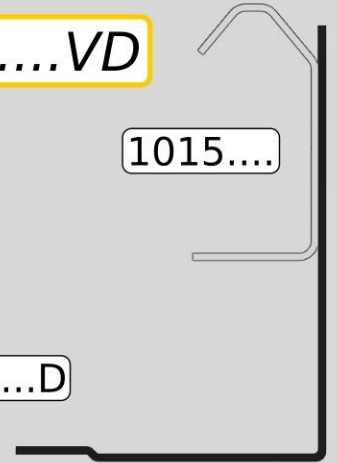
Symbol	H mm
RK200/70-2000V	2000
RK200/70-2125V	2125
RK200/70-2250V	2250
RK200/70-2375V	2375
RK200/70-2500V	2500
RK200/70-2750V	2750
RK200/70-3000V	3000
RK200/70-3125V	3125
RK200/70-3250V	3250
RK200/70-3375V	3375
RK200/70-3500V	3500

RK200/70-....VD



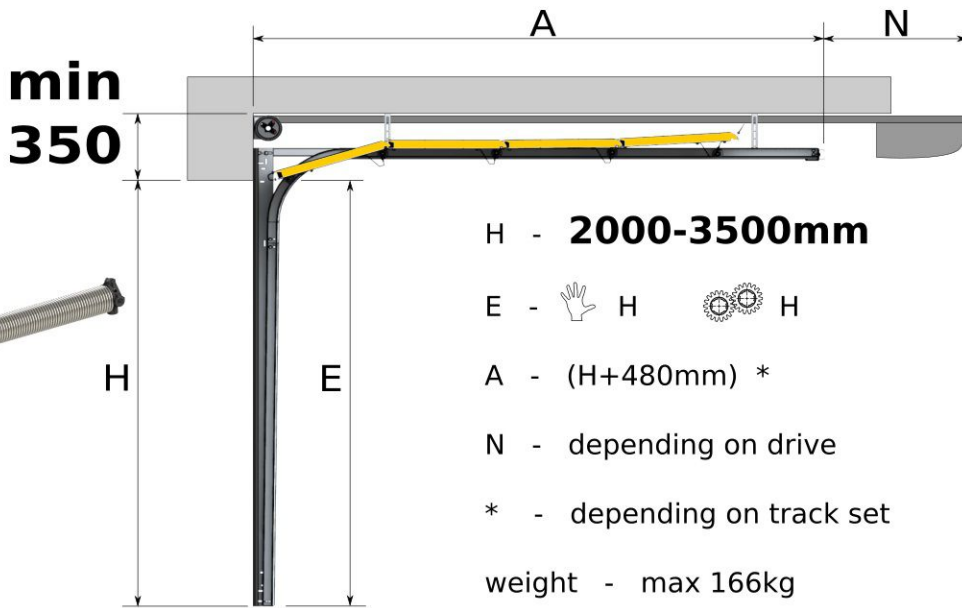

1015....

1315....D



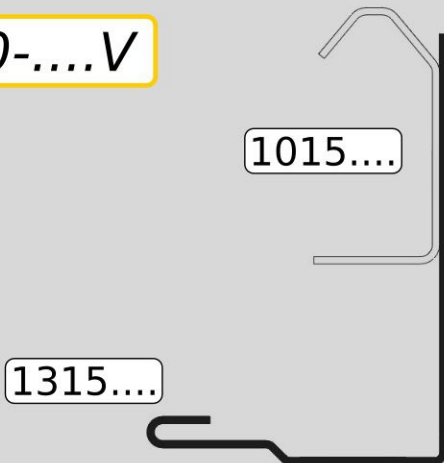
Symbol	H mm
RK200/70-2000VD	2000
RK200/70-2125VD	2125
RK200/70-2250VD	2250
RK200/70-2375VD	2375
RK200/70-2500VD	2500
RK200/70-2750VD	2750
RK200/70-3000VD	3000
RK200/70-3125VD	3125
RK200/70-3250VD	3250
RK200/70-3375VD	3375
RK200/70-3500VD	3500

RK350-....H



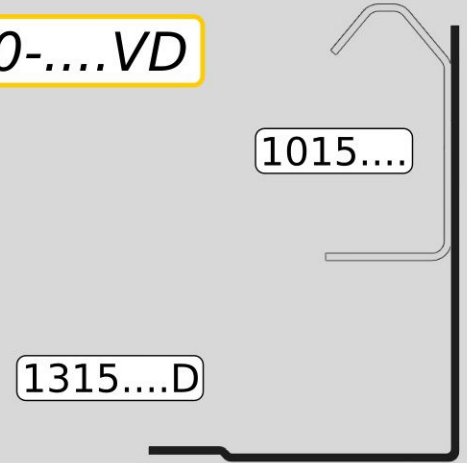
Symbol	H mm
RK350-2000H	2000
RK350-2125H	2125
RK350-2250H	2250
RK350-2375H	2375
RK350-2500H	2500
RK350-2750H	2750
RK350-3000H	3000
RK350-3125H	3125
RK350-3250H	3250
RK350-3375H	3375
RK350-3500H	3500

RK350-....V




Symbol	H mm
RK350-2000V	2000
RK350-2125V	2125
RK350-2250V	2250
RK350-2375V	2375
RK350-2500V	2500
RK350-2750V	2750
RK350-3000V	3000
RK350-3125V	3125
RK350-3250V	3250
RK350-3375V	3375
RK350-3500V	3500

RK350-....VD



Symbol	H mm
RK350-2000VD	2000
RK350-2125VD	2125
RK350-2250VD	2250
RK350-2375VD	2375
RK350-2500VD	2500
RK350-2750VD	2750
RK350-3000VD	3000
RK350-3125VD	3125
RK350-3250VD	3250
RK350-3375VD	3375
RK350-3500VD	3500

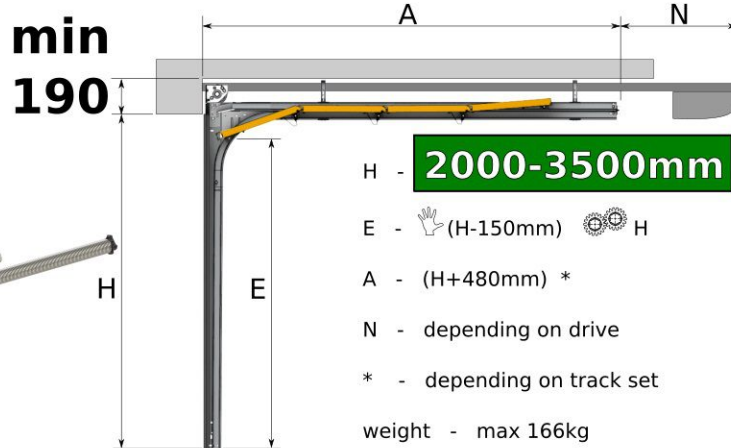
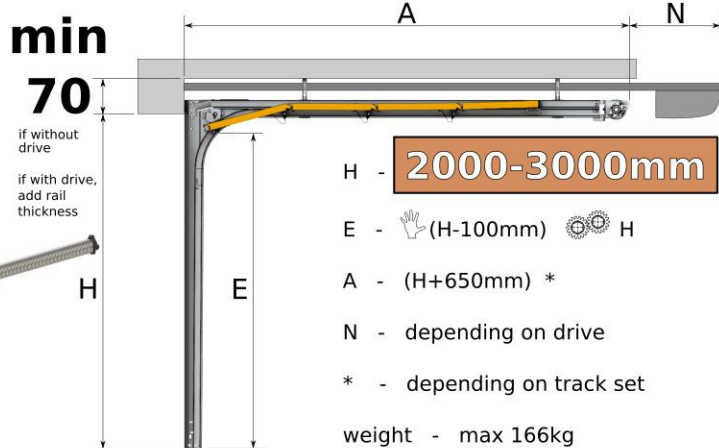
RKA200/70-....H



Symbol	H mm
RKA200/70-2000H	2000
RKA200/70-2125H	2125
RKA200/70-2250H	2250

RKA200/70-2375H	2375
RKA200/70-2500H	2500
RKA200/70-2750H	2750
RKA200/70-3000H	3000

RKA200/70-3125H	3125
RKA200/70-3250H	3250
RKA200/70-3375H	3375
RKA200/70-3500H	3500



RK200/70-....V



1015....

1315....

Symbol	H mm
RK200/70-2000V	2000
RK200/70-2125V	2125
RK200/70-2250V	2250
RK200/70-2375V	2375
RK200/70-2500V	2500
RK200/70-2750V	2750
RK200/70-3000V	3000
RK200/70-3125V	3125
RK200/70-3250V	3250
RK200/70-3375V	3375
RK200/70-3500V	3500

RK200/70-....VD




1015....

1315....D

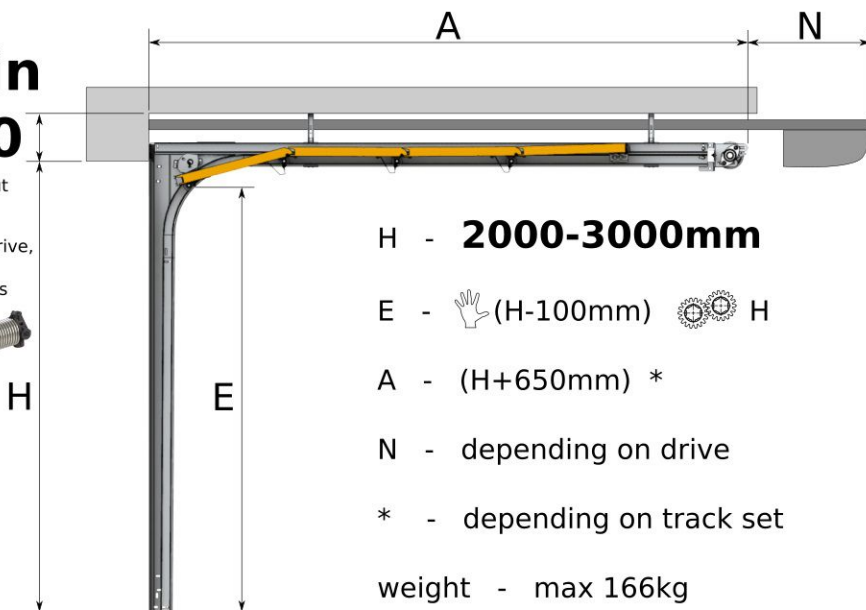
Symbol	H mm
RK200/70-2000VD	2000
RK200/70-2125VD	2125
RK200/70-2250VD	2250
RK200/70-2375VD	2375
RK200/70-2500VD	2500
RK200/70-2750VD	2750
RK200/70-3000VD	3000
RK200/70-3125VD	3125
RK200/70-3250VD	3250
RK200/70-3375VD	3375
RK200/70-3500VD	3500

RKJ70-....H



**min
70**

if without drive
if with drive, add rail thickness



H - **2000-3000mm**

E - (H-100mm) H

A - (H+650mm) *

N - depending on drive

* - depending on track set

weight - max 166kg

Symbol	H mm
RKJ70-2000H	2000
RKJ70-2125H	2125
RKJ70-2250H	2250
RKJ70-2375H	2375
RKJ70-2500H	2500
RKJ70-2750H	2750
RKJ70-3000H	3000

RK200/70-....V



1315....

1015....

Symbol	H mm
RK200/70-2000V	2000
RK200/70-2125V	2125
RK200/70-2250V	2250
RK200/70-2375V	2375
RK200/70-2500V	2500
RK200/70-2750V	2750
RK200/70-3000V	3000

RK200/70-....VD




1315....D

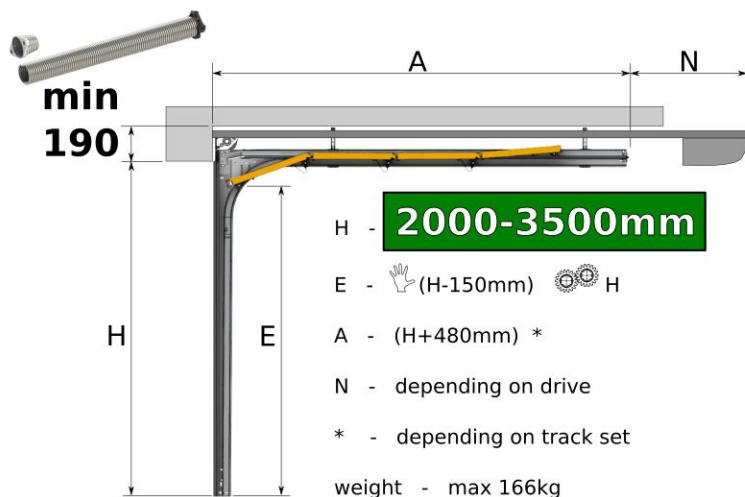
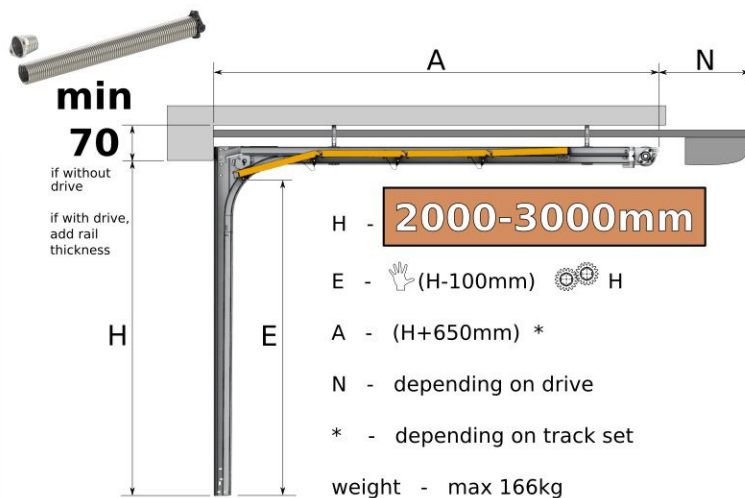
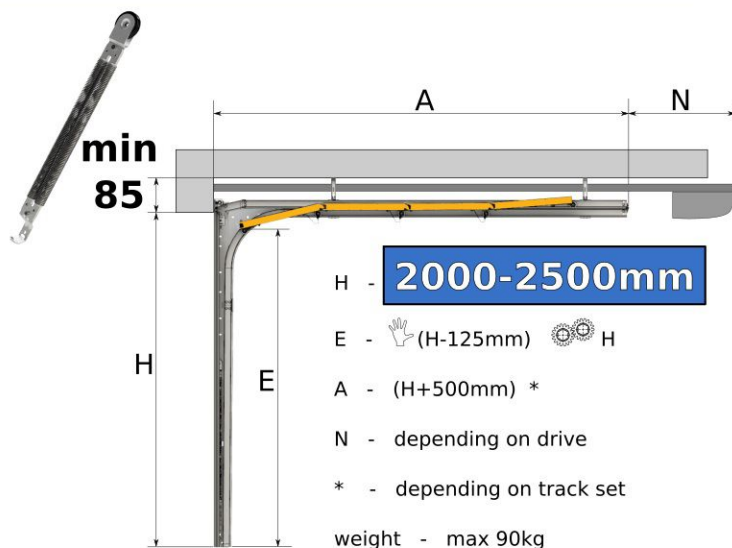
1015....

Symbol	H mm
RK200/70-2000VD	2000
RK200/70-2125VD	2125
RK200/70-2250VD	2250
RK200/70-2375VD	2375
RK200/70-2500VD	2500
RK200/70-2750VD	2750
RK200/70-3000VD	3000

RSN190/70-....H



Symbol	H mm
RSN190/70-2000H	2000
RSN190/70-2125H	2125
RSN190/70-2250H	2250
RSN190/70-2375H	2375
RSN190/70-2500H	2500
RSN190/70-2750H	2750
RSN190/70-3000H	3000
RSN190/70-3125H	3125
RSN190/70-3250H	3250
RSN190/70-3375H	3375
RSN190/70-3500H	3500




RSN190/70-....V

1015....

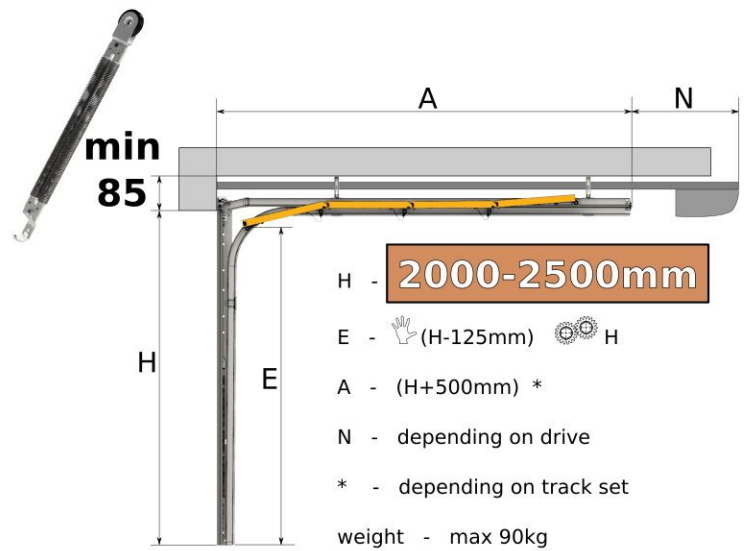
1317....

Symbol	H mm
RSN190/70-2000V	2000
RSN190/70-2125V	2125
RSN190/70-2250V	2250
RSN190/70-2375V	2375
RSN190/70-2500V	2500
RSN190/70-2750V	2750
RSN190/70-3000V	3000
RSN190/70-3125V	3125
RSN190/70-3250V	3250
RSN190/70-3375V	3375
RSN190/70-3500V	3500

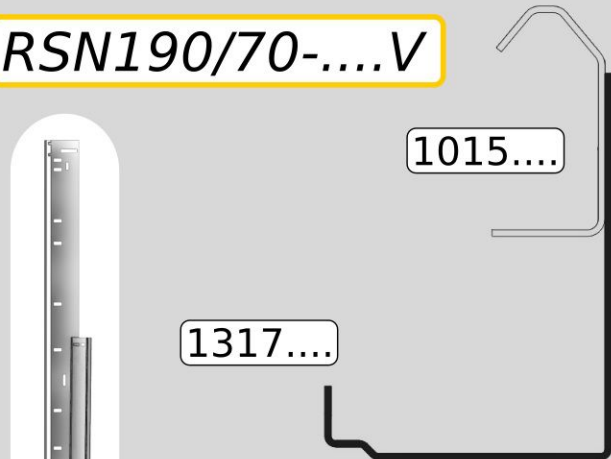
RSN190-....H



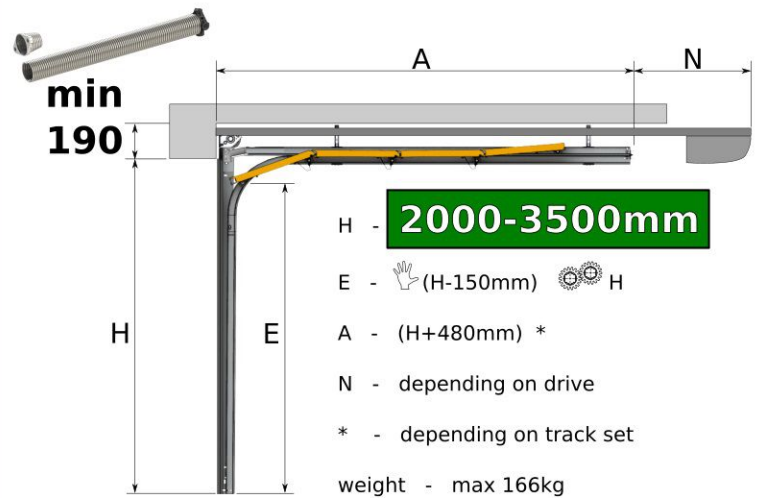
Symbol	H mm
RSN190-2000H	2000
RSN190-2125H	2125
RSN190-2250H	2250
RSN190-2375H	2375
RSN190-2500H	2500
RSN190-2750H	2750
RSN190-3000H	3000
RSN190-3125H	3125
RSN190-3250H	3250
RSN190-3375H	3375
RSN190-3500H	3500




RSN190/70-....V



Symbol	H mm
RSN190/70-2000V	2000
RSN190/70-2125V	2125
RSN190/70-2250V	2250
RSN190/70-2375V	2375
RSN190/70-2500V	2500
RSN190/70-2750V	2750
RSN190/70-3000V	3000
RSN190/70-3125V	3125
RSN190/70-3250V	3250
RSN190/70-3375V	3375
RSN190/70-3500V	3500



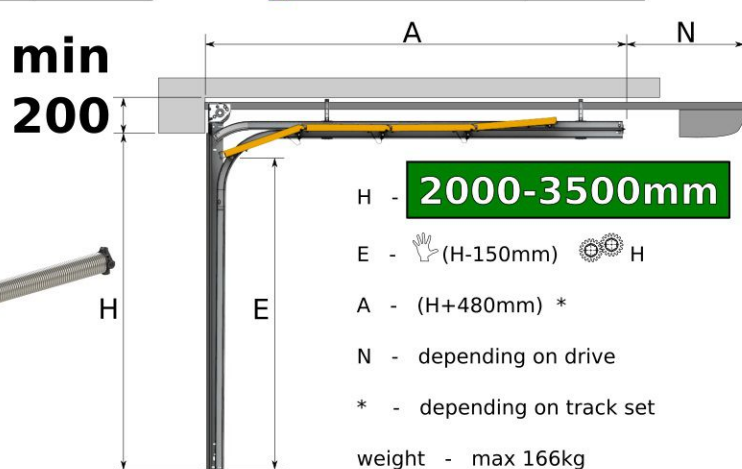
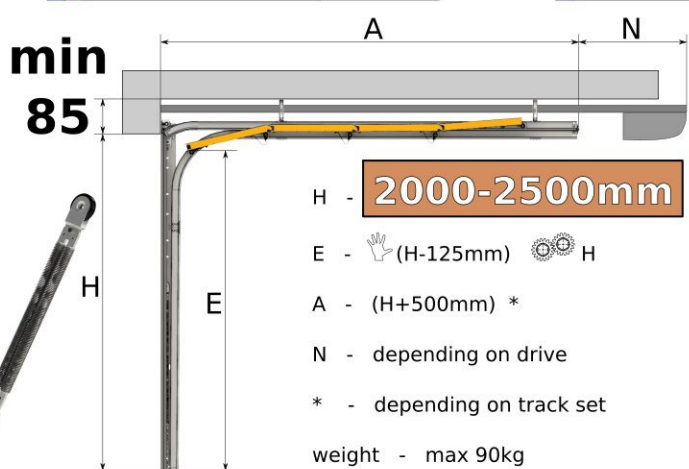
RSNRK-....H



Symbol	H mm
RSNRK-2000H	2000
RSNRK-2125H	2125
RSNRK-2250H	2250

RSNRK-2375H	2375
RSNRK-2500H	2500
RSNRK-2750H	2750
RSNRK-3000H	3000

RSNRK-3125H	3125
RSNRK-3250H	3250
RSNRK-3375H	3375
RSNRK-3500H	3500



RK200/70-....V



1015....

1315....

Symbol	H mm
RK200/70-2000V	2000
RK200/70-2125V	2125
RK200/70-2250V	2250
RK200/70-2375V	2375
RK200/70-2500V	2500
RK200/70-2750V	2750
RK200/70-3000V	3000
RK200/70-3125V	3125
RK200/70-3250V	3250
RK200/70-3375V	3375
RK200/70-3500V	3500

RSN190/70-....V



1015....

1317....

Symbol	H mm
RSN190/70-2000V	2000
RSN190/70-2125V	2125
RSN190/70-2250V	2250
RSN190/70-2375V	2375
RSN190/70-2500V	2500
RSN190/70-2750V	2750
RSN190/70-3000V	3000
RSN190/70-3125V	3125
RSN190/70-3250V	3250
RSN190/70-3375V	3375
RSN190/70-3500V	3500